

# EASTERN REGIONAL SERVICE BOARD

## Minutes of Meeting #37

October 28, 2015

7:00 p.m.

### Fairfield Inn & Suites by Marriott

199 Kenmount Road, St. John's

---

#### In Attendance:

Ed Grant, Chairperson  
Dave Aker, Mount Pearl  
Bill Bailey, Clarenville & Isthmus  
Danny Breen, St. John's  
Wally Collins, St. John's  
Joy Dobbie, Trinity Bay South & Isthmus East  
Tom Hann, St. John's  
Sandy Hickman, St. John's  
Dave Lane, St. John's  
Harold Mallowney, Vice Chair/Southern Shore  
Dennis O'Keefe, St. John's  
Peggy Roche, Small Metro  
Gordon Stone, Trinity Conception North  
Sam Whalen, Bay Roberts  
Sterling Willis, Paradise  
William Woodman, Southwest Avalon

#### Regrets:

Bernard Davis, St. John's  
Jonathan Galgay, St. John's  
Vacant, Conception Bay South  
Art Puddister, St. John's  
Bruce Tilley, St. John's

#### Other Attendees:

Ken Kelly, Chief Administrative Officer  
Lynn Tucker, Manager Corporate Services  
Christie Dean, Manager Waste Operations  
Stephen Colford, Manager Waste and Recycling Division, Dept. of Public Works, City of St. John's

#### **1. Call to Order**

Mr. Grant, Chairperson, called the meeting to order at 7:00 p.m.

#### **2. Adoption of Agenda**

**It was moved and seconded (S Whalen/H Mallowney) to adopt the agenda as tabled.  
MOTION 2015-051: Carried (unanimously)**

### 3. Review of Minutes – September 30, 2015

**It was moved and seconded (D Lane/J Dobbie) that the minutes of the September 30, 2015 meeting be adopted as tabled.**

**MOTION 2015-052: Carried (unanimously)**

Mr. Mullowney noted that there is an error in tonight's meeting package under Agenda Item 4(b)(1) Use of Double-Axle Trailers at Waste Recovery Facilities – on page 2 of the briefing note it says that, "Mr. Mullowney stated that when the Town of Bay Bulls was operating its landfill it was opened six days a week and the Town still found eight (8) illegal dumpsites in and around the Town." Mr. Mullowney noted that is incorrect and should be changed to five (5) illegal dumpsites were found.

Mr. Grant noted that a discussion was held at the last meeting regarding writing each of the three (3) political parties running in the 2015 provincial general election outlining the Board's position on updating the *Provincial Waste Management Strategy (PWMS)* so that it is in line with modern waste management practices and to outline the Board's position on organics processing. At the Governance Committee meeting held on October 13<sup>th</sup> further discussion took place and it was decided to write the Minister of Municipal and Intergovernmental Affairs (MIGA) as a courtesy to outline the Board's concerns and to ensure that the Minister is informed in advance of writing the parties. The letter to the Minister has been sent. The letter for the parties will be very similar and will be ready to send soon.

### 4. Committee Reports

#### a) Finance & Audit Committee – D Breen, Chairperson

- i. **Draft 2016 Budget for the Regional Waste Management Facility located at Robin Hood Bay (RHB)** – Mr. Breen stated that he is beginning with this item as Mr. Colford is here to provide information and to answer any questions regarding the RHB budget and must leave soon for another commitment. He continued that the draft budget was tabled and discussed in detail at the Finance & Audit Committee meeting with no issues noted.

Mr. Colford directed members to the draft budget included in tonight's meeting package (Appendix A). He continued that the City of St. John's (City) has held the status quo on next year's budget and there are very few changes. He noted the following:

- Increase in overall expenses by approximately \$425,000.00.
- Increase in overall revenue by approximately \$312,000.00.
- Increase in the equipment budget of \$33,012;
- Increase of 4% in salaries and wages;
- Decrease in overall expenses for Garbage & Litter Disposal by \$648,419;
- \$1.2 million will be transferred from operational surplus for anticipated operating losses to maintain the tipping fees;
- \$1.25 million will be transferred to the reserve established for the closure of RHB;
- Decrease in Contractual Services costs;
- Decrease in Building Maintenance costs by \$16,024.

- Increase in the Materials Recovery Facility budget of \$20,100.
- Increase in the Residential Drop-Off Facility budget of \$56,331.
- RHB costs up approximately \$1 million.
- Eastern Regional Service Board transfer up approximately \$550,000.

Mr. Grant noted that the Board may want the City to establish another reserve for the Board to address future needs at RHB. For example, it has been noted that a leachate treatment facility may be necessary and the cost for that is approximately \$10 million; an extension of the gas collection system which currently covers about one-third to one-half of the landfill may need to be completed and the cost is approximately \$4 million; etc.

Mr. Breen stated the Board is basically moving from an unidentified reserve to an identified reserve.

Mr. Hickman noted that no total is provided for expenditures on the RHB budget.

Mr. Colford concurred and explained that is because the transfers to reserve balances it to \$0. However, the overall expenditures is approximately \$16 million.

Mr. Kelly noted that the combined budgets of ERSB and RHB is approximately \$21-22 million.

Mr. Grant thanked Mr. Colford for his report.

- ii. **Board Expenditures (Cheque Register and Payroll Summary) for September 2015** – Mr. Breen stated that the cheque register and payroll summary for September 2015 is included in tonight's meeting package (Appendix B). The Canada Revenue Agency statement of account for the September payroll remittances is also included. No issues have been identified.

**It was moved and seconded (G Stone/J Dobbie) to adopt the cheque register and payroll summary for September 2015 as tabled.**

**MOTION 2015-053: Carried (unanimously)**

- iii. **Fee Schedule for 2016** - Mr. Breen directed members to the Fee Schedule for 2016 that is included in tonight's meeting package (Appendix C). The fee schedule is consistent with previous years for the larger items – tipping fee of \$67.60 per metric tonne; recyclables tipping fee of \$20.00 per metric tonne; and the per property collection cost of \$180.00. In addition we have a new fee to be applied to commercial waste and waste from the Discovery Region for the cost of transporting this material to RHB from the Clarenville Transfer Station – \$20.00 per metric tonne. We recently adopted a motion for a fee of \$150.00 per event for returning to collect waste that was set out after the collection day/event. This is mostly bulk waste that we would have to return and clean up in an area because the property owner will not remove the waste. The other fees in the schedule will affect mostly commercial and demolition material brought to RHB.

**It was moved and seconded (D Breen/S Whalen) that ERSB adopt the Fee Schedule for 2016 as tabled.**

**MOTION 2015-054: Carried (unanimously)**

- iii. **Snow Clearing Tenders for 2015-2016** – Mr. Breen noted that the Board recently went to tender for snow clearing services at its waste recovery facilities (WRF) and the tender bids received are included in tonight's meeting package (Appendix D).

Mr. Hickman requested that the bids received for the Harbour Grace WRF and Sunnyside WRF be removed from the motion as he feels the bids received are excessive in light of the prices received for all other WRFs.

**It was moved and seconded (D Breen/S Hickman) that ERSB award the following snow clearing tenders for 2015-2016 as follows:**

- **Bay Bulls WRF – Harbour Construction Limited in the amount of \$9,360.00 plus \$1,357.20 HST for a total of \$10,717.20;**
- **Cavendish WRF – G. Groves & Sons Ltd. in the amount of \$8,449.79 plus \$1,222.23 HST for a total of \$9,672.62;**
- **Placentia WRF – M.J. Hickey Construction Ltd. in the amount of \$5,752.20 plus \$834.07 HST for a total of \$6,586.27;**
- **Renews-Cappahayden WRF – Quarry Construction Ltd. in the amount of \$3,800.00 plus \$494.00 HST for a total of \$4,637.24; and,**
- **St. Joseph's WRF – Pat Singleton \$5,000.00 plus \$0.00 HST for a total of \$5,000.00 (individual less than CRA annual limit to charge HST).**

**MOTION 2015-055: Carried (unanimously)**

Mr. Kelly stated that the Board issued its snow clearing tenders and the list of responses to the tenders is attached for members' information. Regarding the Sunnyside and Harbour Grace WRFs, only one bid was received for each. There has been a suggestion to re-tender those WRFs; however, without a change in the scope of work, re-tendering is not allowed under the *Public Tender Act*. The issue is that there was only one bid received for each of these WRFs. This is the same as last year.

Mr. Grant noted that the roads accessing these WRFs are quite long. Another issue is that the one bidder for each of these WRFs are construction companies located on the roads to our WRFs. Historically they cleared the road for their own access; however, they're now bidding on our snow clearing contracts and we are paying to clear the roads. It seems unusual however that no other bids were received for these areas.

Mr. Hickman stated he is very annoyed with the pricing and he feels that the *Public Tender Act* is not protecting the public's money in this situation. There should be something in the Act to address this type of bidding.

Mr. Kelly was asked who would do snow clearing at the Clarenville Transfer Station when it becomes operational in January and he replied that our staff would do the snow clearing there.

It was moved and seconded (D Breen/D O'Keefe) that ERSB award the following snow clearing tenders for 2015-2016 as follows:

- Harbour Grace WRF – Concord Paving Ltd. in the amount of \$18,000.00 plus \$2,340.00 HST for a total of \$20,340.00; and,
- Sunnyside WRF – Edward Collins Contracting Ltd. in the amount of \$19,400.00 plus \$2,522.00 HST for a total of \$21,922.00.

**MOTION 2015-056: Carried**

Mr. Hickman stated that the Board's representatives in these areas should become proactive in raising awareness of our tenders to ensure better competition on future bids.

**iv. Privileged Session**

It was moved and seconded (D Breen/D Aker) that the following portion of the meeting will be held as a privileged session and members of the public are asked to leave the meeting room.

**MOTION 2015-057: Carried (unanimously)**

It was moved and seconded (D Breen/D Aker) that the privileged session be adjourned.

**MOTION 2015-058: Carried (unanimously)**

- v. Award Contract for Trinity Conception North Multi Stream Waste Collection** – Mr. Kelly stated that the tender for the Trinity Conception North Multi Stream Waste Collection contract for 36 months beginning April 1, 2016 closed on October 20, 2015. The tender prices received were the best seen in several years.

It was moved and seconded (D Breen/T Hann) that ERSB award the Trinity Conception North Multi Stream Waste Collection contract to T2 Ventures Inc. in the amount of \$945,020.81 (including HST) for 36 months beginning April 1, 2016.

**MOTION 2015-059: Carried (unanimously)**

**b) Strategy & Policy Committee – S Hickman, Chairperson**

- i. Use of Tilt/Dump Trailers at Waste Recovery Facilities** – Mr. Hickman stated that the use of tilt/dump trailers at the waste recovery facilities has been a longstanding issue for the operation of these facilities. People who have been using these large dumping trailers are causing operational issues at the sites because the material is dragged out of the trailers as they dump and are driven away. This leaves the material strewn over a large area. Operationally this blocks circulation on the site as the waste material is not contained in the designated areas. This requires equipment to be brought to the sites for clean up to pile the waste. This reduces resources and time allotted for removal of the material with the grapple trucks.

It has also come to our attention that large double-axle trailers are being used by renovation contractors either for rent or on their jobs to remove waste and bring that material to the WRFs. Tracking of license plates is not enough to keep these commercial operators out of the sites.

We have already approved a limit of 16 visits per year and this additional clarification of how to deliver material to the WRFs will allow us to better manage the sites.

Therefore, we are defining what types and uses of trailers will be allowed to use the WRFs.

Ms. Dean confirmed that the site attendants do track the license plates and have noted that once a vehicle has been at a WRF 16 times, the same dumping trailer shows up behind another vehicle with a different license plate. There has been reports of contractor abuse at the WRFs.

Mr. Grant noted that most of our WRFs has one site attendant and that person cannot monitor all activity that goes on at the site especially at those that are busy. We must ensure that we communicate that all users must unload their trailers by hand – similar to RHB. We have received several reports of contractors abusing our waste recovery sites.

Mr. Kelly stated that the double-axle trailers are not residential-use trailers. These are very large commercial trailers usually used by landscapers. In order to avoid confrontation at the WRF entrance, he noted that signage will be required at the sites and a grace period should be provided.

General discussion ensued with members agreeing on the following:

- Signage will be placed at each waste recovery facility informing users that the use of double-axle trailers will be prohibited and effective January 1, 2016, no double-axle trailer will be allowed to enter a waste recovery facility;
- All waste must be removed from trailers by hand – effective immediately;
- No tilting or dumping will be allowed – effective immediately;
- Double-axle trailers will be allowed to enter the waste recovery facility sites from now to December 31, 2015; however, all waste must be removed by hand.

**It was moved and seconded (S Hickman/S Willis) that ERSB prohibit the use of double-axle trailers from its waste recovery facility sites effective January 1, 2016. Residents may use single-axle dumping trailers to enter the waste recovery facility site but they may not tilt/dump the trailer to dispose of their waste. All waste must be removed by hand. Violators will be banned from accessing the waste recovery facility sites for 12 months.**

**MOTION 2015-060: Carried (unanimously)**

**c) Governance Committee – H Mullowney, Chairperson**

- i. **CAO Performance Review** – Mr. Mullowney stated that the CAO evaluation form has been emailed to all Board members and that members should take some time to complete the form. Completed forms should be returned to either Mr. Mullowney or Ms. Tucker by Friday, October 30, 2015. The completed forms will be reviewed and compiled by the Governance Committee in November. He concluded by stating that the cooperation and participation of Board members is greatly appreciated.

## 5. New Business

- a. **Regional Governance Advisory Committee** – Mr. Grant informed members that the first meeting of the Regional Governance Advisory Committee took place on October 19<sup>th</sup> by teleconference. He noted that the regional service boards has two representatives – he and Mr. Allan Scott from Central Newfoundland Waste Management. There are ten members on the committee including representatives from government, private industry, public bodies and Municipalities Newfoundland & Labrador (MNL).

He continued that he is perplexed with MNL's position that the regional service boards currently in place are not democratic. All current Board members except the Chair are elected officials and were elected to the Board. In addition, the *Regional Service Boards Act* changed in July 2015 whereby going forward the Chair may be elected from within or members may decide to hire from the community. However, the Minister will no longer be appointing members or the Chair to the regional service boards.

Mr. Grant noted that he feels strongly that this regional service board has the ability to provide services throughout the rural areas in the Eastern region and is the best entity to do so.

He concluded that he will continue to report to the Board on the work of this committee.

## 6. Next ERSB Meeting – NOVEMBER 25, 2015

The next meeting of the Eastern Regional Service Board will take place on **Wednesday, November 25, 2015 at 7:00 p.m. at the Fairfield Inn & Suites by Marriott.**

The following committee meetings are scheduled for September:

- Finance & Audit Committee – Wednesday, November 18 at 12:00 noon, EWM Boardroom
- Strategy & Policy Committee – Thursday, November 12 at 10:00 a.m., EWM Boardroom
- Governance Committee – Tuesday, November 17 at 10:00 a.m., EWM Boardroom

## 7. Adjournment

It was moved by D O'Keefe to adjourn the meeting at 8:05 p.m.

*Prepared by:  
Lynn Tucker  
November 2, 2015*

# APPENDIX

## A



# ROBIN HOOD BAY

# BUDGET 2016

# BUDGET SUMMARY

## 2016 ROBIN HOOD BAY

## 2016 Robin Hood Bay Estimated Operating Cost

as at October 19, 2015

GL Account Category	2015 Budget	2016 Budget	\$ Change 2015 - 2016	% Change 2015 - 2016
<b>40000 - Revenues</b>				
49310 - TRANSFER FROM RESERVES	(1,105,591)	(2,418,884)	(1,313,293)	118.79%
44443 - BEVERAGE RETURN CONTRIBUTION - MMSB	(117,500)	(117,500)	-	0.00%
44441 - CROSS DOCKING COMPENSATION FEES	(16,800)	(16,800)	-	0.00%
44440 - SALE OF RECYCLABLE MATERIAL	(250,000)	(250,000)	-	0.00%
44436 - ICI MATERIAL COMPENSATION FEES	(84,000)	(84,000)	-	0.00%
44435 - TIPPING FEES	(12,924,410)	(13,236,250)	(311,840)	2.41%
44434 - SANITARY FILL PERMITS	(30,000)	(30,000)	-	0.00%
44160 - LEASE OF SPACE	(233,340)	(233,340)	-	0.00%
<b>40000 - Revenues Total</b>	<b>(14,761,641)</b>	<b>(16,386,774)</b>	<b>(1,625,133)</b>	<b>11.01%</b>
<b>51000 - Personnel Services</b>				
51481 - WORKERS COMPENSATION INS.	32,500	25,000	(7,500)	-23.08%
51471 - GROUP INSURANCE	56,000	50,000	(6,000)	-10.71%
51442 - PAYROLL TAX	22,500	30,000	7,500	33.33%
51441 - UNEMPLOYMENT INSURANCE	22,500	23,000	500	2.22%
51431 - CANADA PENSION PLAN	42,000	45,000	3,000	7.14%
51411 - PENSION-CURRENT SERVICE	112,500	130,000	17,500	15.56%
51090 - EMPLOYER CONTRIBUTIONS	349,820	367,674	17,854	5.10%
51043 - TOOL ALLOWANCE	25	400	375	1500.00%
51040 - CAR ALLOWANCE	43,880	43,880	-	0.00%
51020 - LABOUR OVERTIME	183,600	183,450	(150)	-0.08%
51010 - SALARIES AND WAGES	1,374,940	1,445,596	70,655	5.14%
<b>51000 - Personnel Services Total</b>	<b>2,240,265</b>	<b>2,344,000</b>	<b>103,734</b>	<b>4.63%</b>
<b>52000 - Contractual Services</b>				
52999 - MISCELLANEOUS	2,310	2,310	-	0.00%
52953 - TRUCKING & HAULING	3,200	4,500	1,300	40.63%
52633 - COMPUTER COMMUNICATION LINE	8,100	8,100	-	0.00%
52628 - RENTAL OF OTHER EQUIPMENT	85,000	85,000	-	0.00%
52626 - LEASE OF HEAVY EQUIPMENT	1,003,200	1,290,878	287,678	28.68%
52621 - FLEET COSTS	9,490	9,960	470	4.96%
52535 - SERVICING OF OFFICE EQUIP.	350	350	-	0.00%
52533 - SOFTWARE MAINTENANCE	3,000	3,000	-	0.00%
52531 - MAINTENANCE OF ELEVATORS	2,400	2,400	-	0.00%
52519 - MTCE. OF OTHER EQUIPMENT	76,400	97,600	21,200	27.75%
52516 - MTCE. OF ALARM SYSTEMS	1,800	1,800	-	0.00%
52514 - MTCE. OF FIRE EQUIPMENT	1,200	1,200	-	0.00%
52476 - EQUIP. REPAIRS - CONTRACTED	15,550	16,320	770	4.95%
52475 - REPAIRS TO OTHER EQUIPMENT	2,400	-	(2,400)	-100.00%
52467 - REPAIRS TO ELECTRICAL	600	-	(600)	-100.00%
52437 - OVERHEAD DOORS	3,100	3,100	-	0.00%
52435 - REPAIRS TO BUILDINGS	4,800	5,400	600	12.50%
52397 - CLEANING BY CONTRACT	40,080	22,000	(18,080)	-45.11%
52395 - MEMBERSHIPS	3,100	3,100	-	0.00%
52387 - CLEANING OF WINDOWS	-	1,600	1,600	0.00%
52378 - SECURITY SERVICES	134,000	134,000	-	0.00%

Page 1 of 3

## 2016 Robin Hood Bay Estimated Operating Cost

as at October 19, 2015

GL Account Category	2015 Budget	2016 Budget	\$ Change 2015 - 2016	% Change 2015 - 2016
52375 - FIRE INSURANCE	29,562	29,562	-	0.00%
52357 - EXTERMINATORS	9,700	9,700	-	0.00%
52351 - MEDICAL EXAMINATIONS	1,545	1,545	-	0.00%
52346 - EMPLOYEE EDUCATION ASSIST.	3,000	3,000	-	0.00%
52336 - ENGINEERING CONSULTANTS	30,000	30,000	-	0.00%
52334 - TECHNICAL SERVICES	150	150	-	0.00%
52311 - ADMINISTRATION & MANAGEMENT	2,943,655	3,499,396	555,741	18.88%
52310 - AUDIT SERVICES	13,800	13,800	-	0.00%
52309 - VISA/MASTERCARD DISCOUNT	140,000	140,000	-	0.00%
52300 - PROF. & SPECIAL SERVICES	22,250	22,250	-	0.00%
52200 - INFORMATION SERVICES	21,537	21,537	-	0.00%
52135 - LIGHT & POWER	125,980	125,980	-	0.00%
52134 - AVL DATA COMMUNICATION	350	350	-	0.00%
52132 - CELLULAR PHONES & PAGERS	5,100	5,100	-	0.00%
52131 - TELEPHONE	3,500	3,500	-	0.00%
52111 - TRAVELLING EXPENSES	12,000	12,000	-	0.00%
52100 - CONTRACTUAL SERVICES	3,882,740	4,506,720	623,980	16.07%
<b>52000 - Contractual Services Total</b>	<b>8,644,949</b>	<b>10,117,208</b>	<b>1,472,260</b>	<b>17.03%</b>
<b>55000 - Materials &amp; Supplies</b>				
55999 - MISCELLANEOUS MATERIALS	2,600	3,400	800	30.77%
55944 - TRAFFIC CONTROL SIGNS	1,300	1,300	-	0.00%
55901 - STATIONERY & OFFICE SUPPL.	9,548	9,548	-	0.00%
55867 - CLEANING SUPPLIES	5,300	5,300	-	0.00%
55866 - PERMIT PRINTING	5,300	5,300	-	0.00%
55865 - TOILETRIES	2,200	2,200	-	0.00%
55753 - HAND TOOLS & SMALL EQUIP.	4,200	5,200	1,000	23.81%
55721 - SAFETY EQUIPMENT	4,244	4,244	-	0.00%
55703 - TIMING MECHANISMS	480	480	-	0.00%
55681 - ELECTRICAL SUPPLIES	1,800	1,800	-	0.00%
55671 - PLUMBING SUPPLIES	1,200	1,200	-	0.00%
55590 - TIRES	5,000	5,400	400	8.00%
55588 - VECH. & EQUIP. REPAIR PARTS	57,500	60,372	2,872	4.99%
55467 - WELDING SUPPLIES	1,200	1,260	60	5.00%
55436 - FURNACE FUEL	10,650	10,650	-	0.00%
55434 - PROPANE	1,600	1,600	-	0.00%
55433 - LUBRICATING OILS	17,000	17,844	844	4.96%
55432 - DIESEL FUEL	400,000	420,000	20,000	5.00%
55431 - GASOLINE	4,650	4,800	150	3.23%
55427 - CALCIUM CHLORIDE	32,000	32,000	-	0.00%
55275 - ROAD GRAVEL	5,000	5,000	-	0.00%
55260 - PIT RUN FILL	1,200,000	1,200,000	-	0.00%
55114 - FOOD AND REFRESHMENTS	1,400	1,400	-	0.00%
<b>55000 - Materials &amp; Supplies Total</b>	<b>1,774,172</b>	<b>1,800,298</b>	<b>26,126</b>	<b>1.47%</b>
<b>56000 - Capital Out of Revenue</b>				
56128 - RADIO EQUIPMENT	150	150	-	0.00%

Page 2 of 3

## 2016 Robin Hood Bay Estimated Operating Cost

as at October 19, 2015

GL Account Category	2015 Budget	2016 Budget	\$ Change 2015 - 2016	% Change 2015 - 2016
<b>56000 - Capital Out of Revenue Total</b>	150	150	-	0.00%
<b>58000 - Financial Charges</b>	134,442	156,551	22,109	16.45%
<b>59000 - Other Transactions</b>				
59990 - TRANSFER TO RESERVES	1,250,000	1,250,000	-	0.00%
59621 - FLEET CAPITAL COSTS	30,463	31,367	904	2.97%
59300 - REPLACEMENT RESERVE	567,200	567,200	-	0.00%
59110 - PROVISION FOR UNCOLLECTIBLE ACCOUNTS	120,000	120,000	-	0.00%
<b>59000 - Other Transactions Total</b>	<b>1,967,663</b>	<b>1,968,567</b>	<b>904</b>	<b>0.05%</b>
<b>Grand Total</b>	-	-	-	0.00%

# BUDGET BY PROGRAM

## 2016 ROBIN HOOD BAY

## 2016 Robin Hood Bay Estimated Operating Cost by Program

as at October 19, 2015

GL Account Category	2015	2016	\$ Change 2015 - 2016	% Change 2015 - 2016
<b>3123 - Robin Hood Bay Heavy Equipment</b>				
<b>51000 - Personnel Services</b>				
51010 - SALARIES AND WAGES	74,892	77,887	2,996	4.00%
51020 - LABOUR OVERTIME	18,000	17,850	(150)	-0.83%
51043 - TOOL ALLOWANCE	25	400	375	1500.00%
51090 - EMPLOYER CONTRIBUTIONS	19,472	20,251	779	4.00%
<b>51000 - Personnel Services Total</b>	<b>112,388</b>	<b>116,388</b>	<b>4,000</b>	<b>3.56%</b>
<b>52000 - Contractual Services</b>				
52311 - ADMINISTRATION & MANAGEMENT	14,850	15,592	742	5.00%
52476 - EQUIP. REPAIRS - CONTRACTED	15,550	16,320	770	4.95%
52621 - FLEET COSTS	9,490	9,960	470	4.95%
<b>52000 - Contractual Services Total</b>	<b>39,890</b>	<b>41,872</b>	<b>1,982</b>	<b>4.97%</b>
<b>55000 - Materials &amp; Supplies</b>				
55431 - GASOLINE	4,650	4,800	150	3.23%
55432 - DIESEL FUEL	400,000	420,000	20,000	5.00%
55433 - LUBRICATING OILS	17,000	17,844	844	4.96%
55467 - WELDING SUPPLIES	1,200	1,260	60	5.00%
55588 - VECH. & EQUIP. REPAIR PARTS	57,500	60,372	2,872	4.99%
55590 - TIRES	5,000	5,400	400	8.00%
55753 - HAND TOOLS & SMALL EQUIP.	2,000	3,000	1,000	50.00%
55999 - MISCELLANEOUS MATERIALS	400	1,200	800	200.00%
<b>55000 - Materials &amp; Supplies Total</b>	<b>487,750</b>	<b>513,876</b>	<b>26,126</b>	<b>5.36%</b>
<b>59000 - Other Transactions</b>				
59621 - FLEET CAPITAL COSTS	1,596	2,500	904	56.64%
<b>59000 - Other Transactions Total</b>	<b>1,596</b>	<b>2,500</b>	<b>904</b>	<b>56.64%</b>
<b>3123 - Robin Hood Bay Heavy Equipment Total</b>	<b>641,624</b>	<b>674,636</b>	<b>33,012</b>	<b>5.14%</b>



## 2016 Robin Hood Bay Estimated Operating Cost by Program

as at October 19, 2015

GL Account Category	2015	2016	\$ Change 2015 - 2016	% Change 2015 - 2016
<b>4331 - Garbage &amp; Litter Disposal</b>				
<b>40000 - Revenues</b>				
44160 - LEASE OF SPACE	(233,340)	(233,340)	-	0.00%
44434 - SANITARY FILL PERMITS	(30,000)	(30,000)	-	0.00%
44435 - TIPPING FEES	(12,780,410)	(13,092,250)	(311,840)	2.44%
49310 - TRANSFER FROM RESERVES	(555,591)	(1,223,884)	(668,293)	120.29%
<b>40000 - Revenues Total</b>	<b>(13,599,341)</b>	<b>(14,579,474)</b>	<b>(980,133)</b>	<b>7.21%</b>
<b>51000 - Personnel Services</b>				
51010 - SALARIES AND WAGES	1,242,285	1,307,499	65,213	5.25%
51020 - LABOUR OVERTIME	160,000	160,000	-	0.00%
51040 - CAR ALLOWANCE	43,880	43,880	-	0.00%
51090 - EMPLOYER CONTRIBUTIONS	315,330	331,769	16,439	5.21%
51411 - PENSION-CURRENT SERVICE	112,500	130,000	17,500	15.56%
51431 - CANADA PENSION PLAN	42,000	45,000	3,000	7.14%
51441 - UNEMPLOYMENT INSURANCE	22,500	23,000	500	2.22%
51442 - PAYROLL TAX	22,500	30,000	7,500	33.33%
51471 - GROUP INSURANCE	56,000	50,000	(6,000)	-10.71%
51481 - WORKERS COMPENSATION INS.	32,500	25,000	(7,500)	-23.08%
<b>51000 - Personnel Services Total</b>	<b>2,049,495</b>	<b>2,146,147</b>	<b>96,652</b>	<b>4.72%</b>
<b>52000 - Contractual Services</b>				
52100 - CONTRACTUAL SERVICES	979,675	904,950	(74,725)	-7.63%
52111 - TRAVELLING EXPENSES	12,000	12,000	-	0.00%
52131 - TELEPHONE	3,500	3,500	-	0.00%
52132 - CELLULAR PHONES & PAGERS	5,100	5,100	-	0.00%
52134 - AVL DATA COMMUNICATION	350	350	-	0.00%
52135 - LIGHT & POWER	63,700	63,700	-	0.00%
52200 - INFORMATION SERVICES	21,537	21,537	-	0.00%
52309 - VISA/MASTERCARD DISCOUNT	140,000	140,000	-	0.00%
52310 - AUDIT SERVICES	13,800	13,800	-	0.00%
52311 - ADMINISTRATION & MANAGEMENT	65,040	65,040	-	0.00%
52336 - ENGINEERING CONSULTANTS	30,000	30,000	-	0.00%
52346 - EMPLOYEE EDUCATION ASSIST.	3,000	3,000	-	0.00%
52351 - MEDICAL EXAMINATIONS	1,545	1,545	-	0.00%
52357 - EXTERMINATORS	9,700	9,700	-	0.00%
52375 - FIRE INSURANCE	25,750	25,750	-	0.00%
52378 - SECURITY SERVICES	134,000	134,000	-	0.00%
52395 - MEMBERSHIPS	3,100	3,100	-	0.00%
52519 - MTCE. OF OTHER EQUIPMENT	31,000	31,000	-	0.00%
52533 - SOFTWARE MAINTENANCE	3,000	3,000	-	0.00%
52535 - SERVICING OF OFFICE EQUIP.	350	350	-	0.00%
52626 - LEASE OF HEAVY EQUIPMENT	1,003,200	1,290,878	287,678	28.68%
52628 - RENTAL OF OTHER EQUIPMENT	85,000	85,000	-	0.00%
52633 - COMPUTER COMMUNICATION LINE	8,100	8,100	-	0.00%
52999 - MISCELLANEOUS	1,250	1,250	-	0.00%
<b>52000 - Contractual Services Total</b>	<b>2,643,697</b>	<b>2,856,650</b>	<b>212,953</b>	<b>8.06%</b>

Page 2 of 7



## 2016 Robin Hood Bay Estimated Operating Cost by Program

as at October 19, 2015

GL Account Category	2015	2016	\$ Change 2015 - 2016	% Change 2015 - 2016
<b>55000 - Materials &amp; Supplies</b>				
55114 - FOOD AND REFRESHMENTS	1,400	1,400	-	0.00%
55260 - PIT RUN FILL	1,200,000	1,200,000	-	0.00%
55275 - ROAD GRAVEL	5,000	5,000	-	0.00%
55427 - CALCIUM CHLORIDE	32,000	32,000	-	0.00%
55434 - PROPANE	1,600	1,600	-	0.00%
55721 - SAFETY EQUIPMENT	4,244	4,244	-	0.00%
55753 - HAND TOOLS & SMALL EQUIP.	2,200	2,200	-	0.00%
55865 - TOILETRIES	2,200	2,200	-	0.00%
55866 - PERMIT PRINTING	5,300	5,300	-	0.00%
55867 - CLEANING SUPPLIES	5,300	5,300	-	0.00%
55901 - STATIONERY & OFFICE SUPPL.	9,548	9,548	-	0.00%
55944 - TRAFFIC CONTROL SIGNS	1,300	1,300	-	0.00%
55999 - MISCELLANEOUS MATERIALS	2,200	2,200	-	0.00%
<b>55000 - Materials &amp; Supplies Total</b>	<b>1,272,292</b>	<b>1,272,292</b>	<b>-</b>	<b>0.00%</b>
<b>58000 - Financial Charges</b>	<b>134,442</b>	<b>156,551</b>	<b>22,109</b>	<b>16.45%</b>
<b>59000 - Other Transactions</b>				
59110 - PROVISION FOR UNCOLLECTIBLE ACCOUNTS	120,000	120,000	-	0.00%
59300 - REPLACEMENT RESERVE	567,200	567,200	-	0.00%
59990 - TRANSFER TO RESERVES	1,250,000	1,250,000	-	0.00%
<b>59000 - Other Transactions Total</b>	<b>1,937,200</b>	<b>1,937,200</b>	<b>-</b>	<b>0.00%</b>
<b>4331 - Garbage &amp; Litter Disposal Total</b>	<b>(5,562,215)</b>	<b>(6,210,633)</b>	<b>(648,419)</b>	<b>11.66%</b>

## 2016 Robin Hood Bay Estimated Operating Cost by Program

as at October 19, 2015

GL Account Category	2015	2016	\$ Change 2015 - 2016	% Change 2015 - 2016
<b>4332 - Bldg. Mtce. Robin Hood Bay</b>				
<b>40000 - Revenues</b>				
49310 - TRANSFER FROM RESERVES	(550,000)	(1,195,000)	(645,000)	117.27%
<b>40000 - Revenues Total</b>	<b>(550,000)</b>	<b>(1,195,000)</b>	<b>(645,000)</b>	<b>117.27%</b>
<b>51000 - Personnel Services</b>				
51010 - SALARIES AND WAGES	5,657	6,019	362	6.40%
51090 - EMPLOYER CONTRIBUTIONS	1,471	1,565	94	6.40%
<b>51000 - Personnel Services Total</b>	<b>7,127</b>	<b>7,584</b>	<b>456</b>	<b>6.40%</b>
<b>52000 - Contractual Services</b>				
52100 - CONTRACTUAL SERVICES	550,000	1,195,000	645,000	117.27%
52135 - LIGHT & POWER	62,280	62,280	-	0.00%
52334 - TECHNICAL SERVICES	150	150	-	0.00%
52375 - FIRE INSURANCE	3,812	3,812	-	0.00%
52387 - CLEANING OF WINDOWS	-	1,600	1,600	0.00%
52397 - CLEANING BY CONTRACT	40,080	22,000	(18,080)	-45.11%
52435 - REPAIRS TO BUILDINGS	4,800	5,400	600	12.50%
52437 - OVERHEAD DOORS	3,100	3,100	-	0.00%
52467 - REPAIRS TO ELECTRICAL	600	-	(600)	-100.00%
52475 - REPAIRS TO OTHER EQUIPMENT	2,400	-	(2,400)	-100.00%
52514 - MTCE. OF FIRE EQUIPMENT	1,200	1,200	-	0.00%
52516 - MTCE. OF ALARM SYSTEMS	1,800	1,800	-	0.00%
52519 - MTCE. OF OTHER EQUIPMENT	4,200	6,600	2,400	57.14%
52531 - MAINTENANCE OF ELEVATORS	2,400	2,400	-	0.00%
<b>52000 - Contractual Services Total</b>	<b>676,822</b>	<b>1,305,342</b>	<b>628,520</b>	<b>92.86%</b>
<b>55000 - Materials &amp; Supplies</b>				
55436 - FURNACE FUEL	10,650	10,650	-	0.00%
55671 - PLUMBING SUPPLIES	1,200	1,200	-	0.00%
55681 - ELECTRICAL SUPPLIES	1,800	1,800	-	0.00%
55703 - TIMING MECHANISMS	480	480	-	0.00%
<b>55000 - Materials &amp; Supplies Total</b>	<b>14,130</b>	<b>14,130</b>	<b>-</b>	<b>0.00%</b>
<b>4332 - Bldg. Mtce. Robin Hood Bay Total</b>	<b>148,079</b>	<b>132,056</b>	<b>(16,024)</b>	<b>-10.82%</b>

## 2016 Robin Hood Bay Estimated Operating Cost by Program

as at October 19, 2015

GL Account Category	2015	2016	\$ Change 2015 - 2016	% Change 2015 - 2016
<b>4333 - Materials Recovery Facility</b>				
<b>40000 - Revenues</b>				
44435 - TIPPING FEES	(144,000)	(144,000)	-	0.00%
44436 - ICI MATERIAL COMPENSATION FEES	(84,000)	(84,000)	-	0.00%
44440 - SALE OF RECYCLABLE MATERIAL	(250,000)	(250,000)	-	0.00%
44441 - CROSS DOCKING COMPENSATION FEES	(16,800)	(16,800)	-	0.00%
44443 - BEVERAGE RETURN CONTRIBUTION - MMSB	(117,500)	(117,500)	-	0.00%
<b>40000 - Revenues Total</b>	<b>(612,300)</b>	<b>(612,300)</b>	<b>-</b>	<b>0.00%</b>
<b>52000 - Contractual Services</b>				
52100 - CONTRACTUAL SERVICES	1,539,280	1,539,280	-	0.00%
52300 - PROF. & SPECIAL SERVICES	22,250	22,250	-	0.00%
52519 - MTCE. OF OTHER EQUIPMENT	41,200	60,000	18,800	45.63%
52953 - TRUCKING & HAULING	3,200	4,500	1,300	40.63%
52999 - MISCELLANEOUS	1,060	1,060	-	0.00%
<b>52000 - Contractual Services Total</b>	<b>1,606,990</b>	<b>1,627,090</b>	<b>20,100</b>	<b>1.25%</b>
<b>59000 - Other Transactions</b>				
59621 - FLEET CAPITAL COSTS	28,867	28,867	-	0.00%
<b>59000 - Other Transactions Total</b>	<b>28,867</b>	<b>28,867</b>	<b>-</b>	<b>0.00%</b>
<b>4333 - Materials Recovery Facility Total</b>	<b>1,023,557</b>	<b>1,043,657</b>	<b>20,100</b>	<b>1.96%</b>

## 2016 Robin Hood Bay Estimated Operating Cost by Program

as at October 19, 2015

GL Account Category	2015	2016	\$ Change 2015 - 2016	% Change 2015 - 2016
<b>4334 - Residential Drop Off Facility</b>				
<b>51000 - Personnel Services</b>				
51010 - SALARIES AND WAGES	52,106	54,191	2,084	4.00%
51020 - LABOUR OVERTIME	5,600	5,600	-	0.00%
51090 - EMPLOYER CONTRIBUTIONS	13,548	14,090	542	4.00%
<b>51000 - Personnel Services Total</b>	<b>71,254</b>	<b>73,880</b>	<b>2,626</b>	<b>3.69%</b>
<b>52000 - Contractual Services</b>				
52100 - CONTRACTUAL SERVICES	813,785	867,490	53,705	6.60%
<b>52000 - Contractual Services Total</b>	<b>813,785</b>	<b>867,490</b>	<b>53,705</b>	<b>6.60%</b>
<b>56000 - Capital Out of Revenue</b>				
56128 - RADIO EQUIPMENT	150	150	-	0.00%
<b>56000 - Capital Out of Revenue Total</b>	<b>150</b>	<b>150</b>	<b>-</b>	<b>0.00%</b>
<b>4334 - Residential Drop Off Facility Total</b>	<b>885,189</b>	<b>941,520</b>	<b>56,331</b>	<b>6.36%</b>

## 2016 Robin Hood Bay Estimated Operating Cost by Program

as at October 19, 2015

GL Account Category	2015	2016	\$ Change 2015 - 2016	% Change 2015 - 2016
<b>4335 - Eastern Waste Mgmt. Regional Service Board Admin.</b>				
<b>52000 - Contractual Services</b>				
52311 - ADMINISTRATION & MANAGEMENT	2,863,765	3,418,764	554,999	19.38%
<b>52000 - Contractual Services Total</b>	<b>2,863,765</b>	<b>3,418,764</b>	<b>554,999</b>	<b>19.38%</b>
<b>4335 - Eastern Waste Mgmt. Regional Service Board Admin. Total</b>	<b>2,863,765</b>	<b>3,418,764</b>	<b>554,999</b>	<b>19.38%</b>
<b>Grand Total</b>	<b>0</b>	<b>(0)</b>	<b>(0)</b>	<b>0.00%</b>

**2016  
TONNAGE  
PROJECTIONS**

**2016  
ROBIN HOOD  
BAY**

**PROJECTIONS - 2016 BUDGET**

**ROBIN HOOD BAY GARBAGE WEIGHTS - TIPPING FEE CHARGED**

<b>YEAR</b>	<b>ACTUAL WEIGHT</b>	<b>% INCREASE</b>
2008	173,585	-
2009	160,811	-7.4%
2010	172,207	7.1%
2011	191,323	11.1%
2012	182,996	-4.4%
2013	192,859	5.4%
2014	205,162	6.4%
5 Year Average	<b>188,909</b>	
3 Year Average*	<b>193,672</b>	

\*Projection for 2016

# APPENDIX

## B



**Eastern Waste Management**  
 BNK2 - Bank of Montreal - EW  
 Cheques from 000001 to 004269 dated between 09-01-2015 and 09-30-2015

**CHEQUE REGISTER**

Printed: 10:11:17AM 10/16/2015

Page 1 of 3

Number	Issued	Amount	SC	Status	Status Date
004117	09/02/2015 Yetman, Jeremy	45.00	A/R	CLEARED	09/16/2015
004118	09/02/2015 Higdon, Llewellyn & Geraldine Lush	71.60	A/R	CLEARED	09/23/2015
004119	09/02/2015 Hanlon, Sharon	113.92	A/R	CLEARED	09/16/2015
004120	09/02/2015 Encon Group Inc.	4,625.86	G/L	CLEARED	09/16/2015
004121	09/02/2015 Receiver General of Canada	31,790.02	G/L	CLEARED	09/09/2015
004122	09/02/2015 61366 Newfoundland and Labrador Inc.	5,480.50	A/P	CLEARED	09/16/2015
004123	09/02/2015 T2 Ventures Inc.	160,542.81	A/P	CLEARED	09/09/2015
004124	09/02/2015 Dodd's Diesel Repair Ltd.	7,999.36	A/P	CLEARED	09/09/2015
004125	09/02/2015 Transcontinental Atlantic Media Group G.P.	4,033.20	A/P	CLEARED	09/16/2015
004126	09/02/2015 Around The Bay Disposals Inc.	46,129.48	A/P	CLEARED	09/16/2015
004127	09/02/2015 Bell Aliant	1,191.60	A/P	CLEARED	09/09/2015
004128	09/02/2015 Bernice Hickey	148.14	A/P	CLEARED	09/09/2015
004129	09/02/2015 Big Erics Inc.	174.02	A/P	CLEARED	09/09/2015
004130	09/02/2015 Brook Construction (2007) Inc.	95,852.25	A/P	CLEARED	09/09/2015
004131	09/02/2015 Cansel	423.75	A/P	CLEARED	09/09/2015
004132	09/02/2015 Channel 6 Ads	39.00	A/P	CLEARED	09/16/2015
004133	09/02/2015 Christie Dean	254.79	A/P	CLEARED	09/30/2015
004134	09/02/2015 City of St. John's	28,013.15	A/P	CLEARED	09/16/2015
004135	09/02/2015 Conception Bay Auto & Tire Centre	294.08	A/P	CLEARED	09/16/2015
004136	09/02/2015 D&L Russell Limited	249.45	A/P	CLEARED	09/23/2015
004137	09/02/2015 De Lage Landen Financial Services Canada Ltd.	286.42	A/P	CLEARED	09/16/2015
004138	09/02/2015 Derm Moran	660.00	A/P	CLEARED	09/09/2015
004139	09/02/2015 Dicks and Company Limited	18.03	A/P	CLEARED	09/09/2015
004140	09/02/2015 Ed Grant	79.65	A/P	CLEARED	09/16/2015
004141	09/02/2015 E K Lomond Auto Solutions Inc	144.73	A/P	CLEARED	09/09/2015
004142	09/02/2015 Fairfield Inn & Suites by Marriott	941.32	A/P	CLEARED	09/16/2015
004143	09/02/2015 Harvey & Company Ltd.	171.24	A/P	CLEARED	09/09/2015
004144	09/02/2015 Hazmasters	181.87	A/P	CLEARED	09/09/2015
004145	09/02/2015 Ken Kelly	9,344.53	A/P	CLEARED	09/09/2015
004146	09/02/2015 Kevin Butt	51.77	A/P	CLEARED	09/16/2015
004147	09/02/2015 Leslie Squires	440.00	A/P	CLEARED	09/09/2015
004148	09/02/2015 Lynn Tucker	1,040.96	A/P	CLEARED	09/09/2015
004149	09/02/2015 Margaret (Peggy) Roche	139.05	A/P	CLEARED	09/23/2015
004150	09/02/2015 Mark Day	88.61	A/P	CLEARED	09/09/2015
004151	09/02/2015 NATIONAL Public Relations	3,781.19	A/P	CLEARED	09/23/2015
004152	09/02/2015 Newfoundland Exchequer Account	1,450.00	A/P	CLEARED	09/09/2015
004153	09/02/2015 Newfoundland Exchequer - MVR	160.00	A/P	QUT-STD	09/02/2015
004154	09/02/2015 North Atlantic	22,622.05	A/P	CLEARED	09/09/2015
004155	09/02/2015 Northern Business Intelligence	1,314.81	A/P	CLEARED	09/09/2015
004156	09/02/2015 Pinnacle Office Solutions Ltd.	244.96	A/P	CLEARED	09/16/2015
004157	09/02/2015 Pitney Bowes	180.07	A/P	CLEARED	09/16/2015
004158	09/02/2015 Quikprint Services Ltd.	89.27	A/P	CLEARED	09/09/2015
004159	09/02/2015 Redline Automotive 0765	84.82	A/P	CLEARED	09/09/2015
004160	09/02/2015 Richard Warford	826.67	A/P	CLEARED	09/30/2015
004161	09/02/2015 Royal Garage Ltd.	117.43	A/P	CLEARED	09/09/2015
004162	09/02/2015 Saunders Equipment Ltd.	1,652.64	A/P	CLEARED	09/16/2015

\*\* - Name on Check was modified

**Eastern Waste Management**  
 BNK2 - Bank of Montreal - EW  
 Cheques from 000001 to 004269 dated between 09-01-2015 and 09-30-2015

**CHEQUE REGISTER**

Printed: 10:11:18AM 10/16/2015

Page 2 of 3

Number	Issued	Amount	SC	Status	Status Date
004163	09/02/2015 SWANA	336.67	A/P	OUT-STD	09/02/2015
004164	09/02/2015 Tulk Tire & Service Ltd.	2,174.96	A/P	CLEARED	09/09/2015
004165	09/02/2015 William Woodman	129.43	A/P	CLEARED	09/09/2015
004167	09/04/2015 Curtis Dawe In Trust	535,000.00	A/P	CLEARED	09/09/2015
004168	09/24/2015 Dodd's Diesel Repair Ltd.	0.00	A/P	"VOID"	09/24/2015
004169	09/24/2015 Dodd's Diesel Repair Ltd.	21,835.79	A/P	CLEARED	10/07/2015
004170	09/24/2015 Atlantic Powertrain & Equipment Inc.	711.90	A/P	CLEARED	10/07/2015
004171	09/24/2015 Bell Mobility Inc.	1,326.17	A/P	CLEARED	10/07/2015
004172	09/24/2015 Christie Dean	6,878.91	A/P	CLEARED	09/30/2015
004173	09/24/2015 City of St. John's	24,686.84	A/P	CLEARED	10/07/2015
004174	09/24/2015 Coish's Trucking & Excavating Ltd.	9,004.01	A/P	CLEARED	10/07/2015
004175	09/24/2015 D&L Russell Limited	9.85	A/P	OUT-STD	09/24/2015
004176	09/24/2015 Derm Moran	890.00	A/P	OUT-STD	09/24/2015
004177	09/24/2015 Dicks and Company Limited	169.45	A/P	CLEARED	10/07/2015
004178	09/24/2015 Don Walsh	158.40	A/P	CLEARED	09/30/2015
004179	09/24/2015 Dynamex Canada Limited	30.62	A/P	CLEARED	10/07/2015
004180	09/24/2015 Ed Grant	1,428.58	A/P	CLEARED	10/07/2015
004181	09/24/2015 Express Signs	180.80	A/P	CLEARED	10/07/2015
004182	09/24/2015 Gordon Stone	99.56	A/P	CLEARED	10/07/2015
004183	09/24/2015 Harvey & Company Ltd.	1,262.76	A/P	CLEARED	09/30/2015
004184	09/24/2015 Hazmasters	99.38	A/P	CLEARED	10/07/2015
004185	09/24/2015 Imperial Oil	44.16	A/P	CLEARED	10/07/2015
004186	09/24/2015 Iron Mountain Canada	35.32	A/P	OUT-STD	09/24/2015
004187	09/24/2015 Jonathan Miller	300.58	A/P	OUT-STD	09/24/2015
004188	09/24/2015 Jonathan Galgay	554.95	A/P	CLEARED	09/30/2015
004189	09/24/2015 Joy Dobbie	451.23	A/P	OUT-STD	09/24/2015
004190	09/24/2015 Ken Kelly	4,373.33	A/P	CLEARED	09/30/2015
004191	09/24/2015 Kevin Butt	188.74	A/P	CLEARED	10/07/2015
004192	09/24/2015 Mark Day	636.29	A/P	CLEARED	09/30/2015
004193	09/24/2015 North Atlantic	20,570.58	A/P	CLEARED	09/30/2015
004194	09/24/2015 Pinnacle Office Solutions Ltd.	192.73	A/P	CLEARED	10/07/2015
004195	09/24/2015 Pro-Tech Construction Ltd.	7,700.49	A/P	OUT-STD	09/24/2015
004196	09/24/2015 Revolution Environmental Solutions LP	621.50	A/P	CLEARED	10/07/2015
004197	09/24/2015 Robert Denine	22.59	A/P	CLEARED	10/07/2015
004198	09/24/2015 Royal Garage Ltd.	32,844.12	A/P	CLEARED	10/07/2015
004199	09/24/2015 Sam Pike Masonry Ltd.	132.84	A/P	OUT-STD	09/24/2015
004200	09/24/2015 Sam Whalen	293.70	A/P	CLEARED	10/07/2015
004201	09/24/2015 Saunders Equipment Ltd.	4,006.42	A/P	CLEARED	10/07/2015
004202	09/24/2015 The Business Post	161.09	A/P	CLEARED	10/07/2015
004203	09/24/2015 The Shoreline News	268.94	A/P	CLEARED	10/07/2015
004204	09/24/2015 Transcontinental Atlantic Media Group G.P.	3,080.82	A/P	CLEARED	10/07/2015
004205	09/24/2015 Tulk Tire & Service Ltd.	264.10	A/P	CLEARED	10/07/2015
004206	09/24/2015 Wayde Higdon	115.23	A/P	CLEARED	10/07/2015
004207	09/24/2015 Wedgwood Insurance Limited	372.00	A/P	CLEARED	10/07/2015
004208	09/24/2015 Western Petroleum	376.89	A/P	CLEARED	10/07/2015
004209	09/24/2015 Receiver General of Canada	33,206.79	G/L	CLEARED	10/07/2015
004211	09/30/2015 Daniel Breen	448.10	A/P	CLEARED	10/07/2015

\*\* - Name on Check was modified

**Eastern Waste Management**  
BNK2 - Bank of Montreal - EW  
Cheques from 000001 to 004269 dated between 09-01-2015 and 09-30-2015

---

**CHEQUE REGISTER**

---

Printed: 10:11:18AM 10/16/2015

Page 3 of 3

---

Number	Issued	Amount	SC	Status	Status Date
<b>Cheque Totals Issued:</b>		<b>1,151,261.68</b>			
<b>Void:</b>		<b>0.00</b>			
<b>Total Cheques Generated:</b>		<b>1,151,261.68</b>			
<b>Total # of Cheques Listed:</b>		<b>93</b>			

\*\* - Name on Check was modified

**EASTERN REGIONAL SERVICE BOARD  
EASTERN WASTE MANAGEMENT**

---

**PAYROLL EXPENSE  
SEPTEMBER 2015**

Payroll – Staff ( <i>2 pay periods</i> ) .....	\$83,941.42
Payroll – Board .....	<u>\$00,000.00</u>
Total Payroll ( <i>29 employees</i> ) .....	\$83,941.42
Payroll CRA Remittance ( <i>Chq#4209</i> ) .....	<u>\$33,206.79</u>
<b>TOTAL GROSS PAYROLL .....</b>	<b><u>\$117,148.21</u></b>

---

PREVIOUS MONTH

---

**AUGUST 2015**

Payroll – Staff ( <i>2 pay periods</i> ) .....	\$100,603.41
Payroll – Board.....	<u>\$00,000.00</u>
Total Payroll ( <i>29 employees</i> ) .....	\$100,603.41
Payroll CRA Remittance ( <i>Chq#4121</i> ) .....	<u>\$31,790.02</u>
<b>TOTAL GROSS PAYROLL .....</b>	<b><u>\$132,393.43</u></b>



Canada Revenue Agency / Agence du revenu du Canada

STATEMENT OF ACCOUNT FOR CURRENT SOURCE DEDUCTIONS

RECEIVED OCT 14 2015

Statement of account as of October 5, 2015

Account number 86109 6600 RP0001

Employer name Eastern Regional Service Board

000444

Balances on last statement		Current balances	
Amount paid for 2015	Assessed amount owing	Amount paid for 2015	Assessed amount owing
294,955.07Cr	0.00	328,161.86Cr	0.00

EXPLANATION OF CHANGES

Date	Description	Amount
Oct 2	Payment Sept 2015	33,206.79Cr

Have you signed up for direct deposit yet? If not, simply fill out Form RC366, "Direct Deposit for Businesses", available at [www.cra.gc.ca/directdeposit](http://www.cra.gc.ca/directdeposit) and mail it to your tax centre. Enroll now, because the Government of Canada is phasing out federal government cheques by April 2016.

Thank you for your payment.

Please use remittance voucher to make your next remittance or explain on the last page why you will not be remitting.

If you already receive your statement and remit source deductions electronically, please continue to do so.

If you need more information, please call 1-800-959-5525.

Andrew Treusch  
Commissioner of Revenue

CPP contributions	EI premiums	Tax deductions	Current payment	Gross payroll	No. of employees in last pay period
-------------------	-------------	----------------	-----------------	---------------	-------------------------------------

PD7A E (13/05) Tear off here and return lower portion with your payment.



Canada Revenue Agency / Agence du revenu du Canada

CURRENT SOURCE DEDUCTIONS REMITTANCE VOUCHER

PD7A E (13/05)

ST. JOHN'S NL A1B 3Z1

Account number **06** 86109 6600 RP0001

Do not use this area

Gross payroll in remitting period (dollars only)

0,0

Eastern Regional Service Board  
3-255 MAJORS PATH  
ST JOHN'S NL A1A 0L5

Number of employees in last pay period

End of remitting period for which deductions were withheld

Year Month

Amount paid

0610020006000000861096600RP00010000000000000000000610027

15 2 2015 11 17 15

96

# APPENDIX

## C

## FEE SCHEDULE FOR 2016

ITEM/MATERIAL	TIPPING FEE	
	EXISTING	PROPOSED
Per property flat fee	\$180.00	\$180.00
Larger incorporated towns monthly invoicing	Cost of contract + tipping fee	Cost of contract + tipping fee
Regular household waste disposal fee per metric tonne	\$67.60	\$67.60
Recyclables disposal fee per metric tonne	\$20.00	\$20.00
Commercial users/Discovery Regional Service Board <u>haul rate</u> from Clarendville Transfer Station to RHB per metric tonne	n/a	\$20.00
Interest charged on overdue accounts compounding monthly	2%	2%
Non-sufficient funds charge per event	\$20.00	\$20.00
Return to collect waste not properly set out – per event (charged to local service district or individual)	\$150.00	\$150.00
<b>Rock*</b>		
6 inches minus	Free	Free
18 inches minus	Free	\$20.00
18 inches plus	\$67.60	\$67.60
<b>Concrete &amp; brick*</b>		
6 inches minus (reinforced or unreinforced)	Free	Free
6 inches plus (reinforced)	\$67.60	\$67.60
18 inches minus (reinforced)	Free	\$20.00
18 inches plus (unreinforced)	\$67.60	\$67.60
<b>Asphalt*</b>		
6 inches minus	Free	Free
18 inches minus	Free	\$20.00
18 inches plus to 24 inches minus	Free	\$67.60
24 inches plus	\$67.60	\$67.60

\*The contractor will have to source separate the various sizes or pay a tipping fee on the entire load. Materials of this type are subject to visual inspection to determine applicable fee.

USEABLE FILL: Useable fill is material we can use at the RHB site. Size in the fill must not exceed 6 inches minus. Useable fill is accepted free of charge but depending on the volume the contractor will be required to float a loader/dozer to our site to stockpile the material. Bio solids are not considered useable fill and the tipping fee applies. Contractors are advised to contact RHB prior to bidding on tenders.

# APPENDIX

## D



## Snow Clearing Tender 2016

The Following are the recommended tenders to be awarded for Snow Clearing in 2016 once due diligence has been completed with each contractor.

Cavendish – G. Groves & Sons Ltd. \$8449.79 plus \$1,222.23 HST for a total of \$9,672.62

Renews-Cappahayden – Quarry Construction Ltd. \$3,800.00 plus \$494.00 HST for a total of \$4,637.24

Bay Bulls – Harbour Construction - \$9,360.00 plus \$1,357.20 HST for a total of \$10,717.20

St. Joseph's – Pat Singleton \$5000.00 plus \$0.00 HST for a total of \$5000.00 (individual less than CRA annual limit to charge HST)

Placentia – MJ Hickey construction Ltd. \$5,752.20 plus \$834.07 HST for a total of \$6,586.27

Sunnyside – Edward Collins & Sons Ltd. \$19,400.00 plus \$2,522.00 HST for a total of \$21,922.00

Harbour Grace – Concord Paving Ltd. \$18,000.00 plus \$2340.00 HST for a total of \$20,340.00

Eastern Waste Management  
REQUEST FOR QUOTES


SUPPLY OF SNOW CLEARING BAY BULLS SITE


Closing Date and Time: October 13, 2015 @ 1300

Tender Description: Supply of SNOW CLEARING BAY BULLS SITE

Project Number: \_\_\_\_\_

Name	Base Bid	HST	Tender Total
O'Brien's Trucking Ltd	18550.00	2411.50	20,961.50
Harbour Construction	9360.00	13572.00	10,717.20
T & T Contracting	19100.00	2769.50	21,869.50

  
Christie Dean  
Manager Waste Operations  
Eastern Waste Management

  
Ken Kelly  
Witness

Ken Todd Kelly  
A Commissioner for Oaths  
In and for the Province of Newfoundland and Labrador.  
My commission expires on December 31, 2016.

Eastern Waste Management  
REQUEST FOR QUOTES

SUPPLY OF SNOW CLEARING CAVENDISH SITE

Closing Date and Time: October 13, 2015 @ 1300

Tender Description: Supply of SNOW CLEARING CAVENDISH SITE

Project Number: \_\_\_\_\_



Name	Base Bid	HST	Tender Total
G. Groves & Sons Ltd	8,449.79	122.83	9,672.62
SGR Construction Ltd	9,000.00	1305.00	10,305.00

  
Christie Dean  
Manager Waste Operations  
Eastern Waste Management

  
Ken Kelly  
Witness

Ken Todd Kelly  
A Commissioner for Oaths  
In and for the Province of Newfoundland and Labrador.  
My commission expires on December 31, 2016.

Eastern Waste Management  
REQUEST FOR QUOTES

SUPPLY OF SNOW CLEARING HARBOUR GRACE SITE

Closing Date and Time: October 13, 2015 @ 1300

Tender Description: Supply of SNOW CLEARING HARBOUR GRACE SITE

Project Number: \_\_\_\_\_

Name	Base Bid	HST	Tender Total
Concord Paving Ltd	18,000.00	2340.00	20340.00

  
Christie Dean  
Manager Waste Operations  
Eastern Waste Management

  
Ken Kelly  
Witness

Ken Todd Kelly  
A Commissioner for Oaths  
In and for the Province of Newfoundland and Labrador.  
My commission expires on December 31, 2016.

Eastern Waste Management  
REQUEST FOR QUOTES  
SUPPLY OF SNOW CLEARING PLACENTIA SITE



Closing Date and Time: October 13, 2015 @ 1300

Tender Description: Supply of SNOW CLEARING PLACENTIA SITE

Project Number: \_\_\_\_\_

Name	Base Bid	HST	Tender Total
Mr Hickey Construction Ltd.	5,752.20	834.07	6,586.27
Edward Collins Contracting Ltd.	8,400.00	1,092.00	9,492.00

  
Christie Dean  
Manager Waste Operations  
Eastern Waste Management

  
Ken Kelly  
Witness

Ken Todd Kelly  
A Commissioner for Oaths  
In and for the Province of Newfoundland and Labrador.  
My commission expires on December 31, 2016.

Eastern Waste Management  
REQUEST FOR QUOTES

SUPPLY OF SNOW CLEARING RENEWS CAPPAHAYDEN SITE


Closing Date and Time: October 13, 2015 @ 1300

Tender Description: Supply of SNOW CLEARING RENEWS CAPPAHAYDEN SITE

Project Number: \_\_\_\_\_

Name	Base Bid	HST	Tender Total
Quarry Construction Ltd.	3800.00	494.00	4294.00
Clowes Construction Ltd.	4050.00	587.24	4637.24

  
Christié Dean  
Manager Waste Operations  
Eastern Waste Management

  
Ken Kelly  
Witness

Ken Todd Kelly  
A Commissioner for Oaths  
In and for the Province of Newfoundland and Labrador.  
My commission expires on December 31, 2016.





Eastern Waste Management  
REQUEST FOR QUOTES

SUPPLY OF SNOW CLEARING ST. JOSEPH'S SITE

Closing Date and Time: October 13, 2015 @ 1300

Tender Description: Supply of SNOW CLEARING ST. JOSEPH'S SITE

Project Number: \_\_\_\_\_

Name	Base Bid	HST	Tender Total
Pat Singleton	5,000.00	—	5,000.00

  
Christie Dean  
Manager Waste Operations  
Eastern Waste Management

  
Ken Kelly  
Witness

Ken Todd Kelly  
A Commissioner for Oaths  
In and for the Province of Newfoundland and Labrador.  
My commission expires on December 31, 2016.

**Eastern Waste Management  
REQUEST FOR QUOTES**

**SUPPLY OF SNOW CLEARING SUNNYSIDE SITE**


**Closing Date and Time:** October 13, 2015 @ 1300

**Tender Description:** Supply of SNOW CLEARING SUNNYSIDE SITE

**Project Number:** \_\_\_\_\_

Name	Base Bid	HST	Tender Total
Edward Collins	17,400.	2,522.00	21,922.00

  
Christie Dean  
Manager Waste Operations  
Eastern Waste Management

  
Ken Kelly  
Witness

Ken Todd Kelly  
A Commissioner for Oaths  
In and for the Province of Newfoundland and Labrador.  
My commission expires on December 31, 2016.